

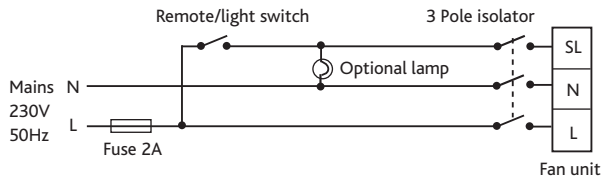
'ONE FAN FITS ALL' CYFAN CENTRIFUGAL EXTRACT FAN

FILTERLESS TECHNOLOGY AND INSTALLED
PERFORMANCE GUARANTEED.

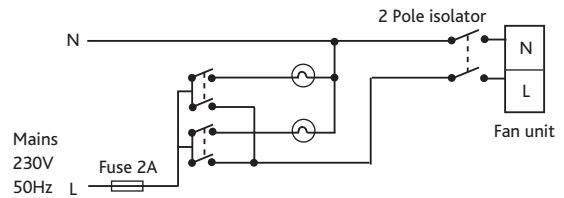


WIRING

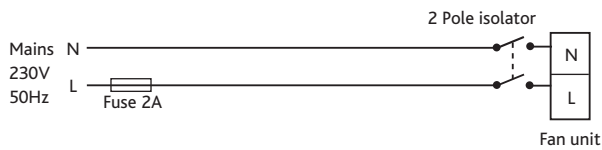
Wiring for unit serving bathroom (via remote switch)



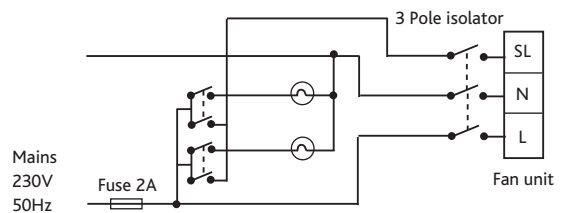
Wiring for two room installation (No Run-on)



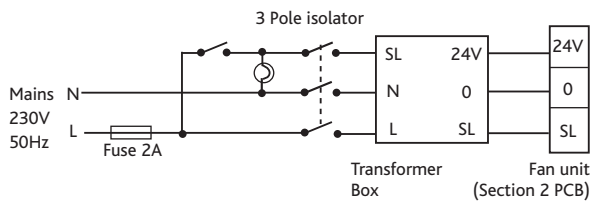
Wiring for unit serving bathroom or kitchen (via pull-cord)



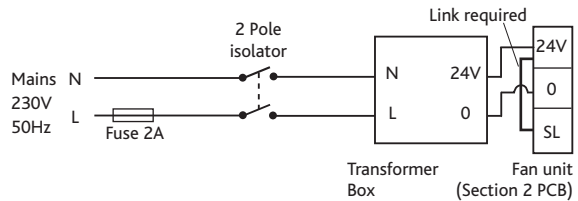
Wiring for two room installation (Using Run-on)



24V SELV Wiring (via remote switch)



24V SELV Wiring (via pull-cord)



POWER CONSUMPTION

	230V
Unit input power (watts)	33
Full load current (amps)	0.3
Starting Current (amps)	0.3

TRANSFORMER DETAILS

Transformer Installation notes for wiring sizes

It is important to note that the size of wire used between the transformer and the fan unit can have an adverse effect on the units performance if the following table is not adhered to.

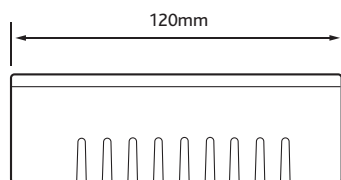
Mains Supply: (230V) 0.5mm sq.

Transformer to fan (24V units only)

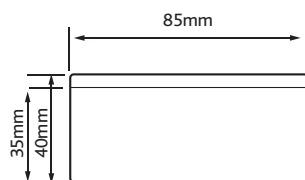
Cable run (max. 10 metres)	Cable size
Up to 2m	0.75 mm sq.
Up to 4m	1.0 mm sq.
Up to 6m	1.5 mm sq.
Up to 10m	2.5 mm sq.

TRANSFORMER DIMENSIONS (MM)

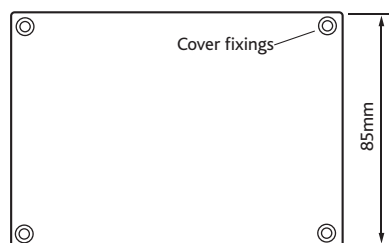
Side view



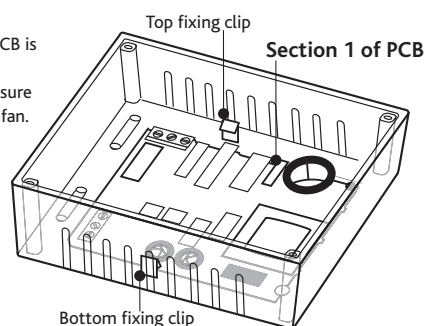
End view



Plan view



Section 1 of the PCB is installed into the transformer enclosure supplied with the fan.



CONSULTANTS SPECIFICATION

NUAIRE CYFAN – ONE FAN

The extract fans shall be as Nuair Ltd 'Cyfan' and shall include the following.

The fan shall be capable of a fully adjustable duty of between 6 and 60l/s when installed with a through the wall 300mm duct and external low pressure grille.

The fan shall be complete with low energy motors with sealed for life bearings having a maximum of 30W consumption at 60l/s. The fan must not exceed 0.5w of energy in 'stand-by' mode in compliance with the EUP Directive.

The motor shall have locked motor protection to prevent overheating in the event of fan failure.

The fan shall operate at a noise level of no more than 45dBA at 3m when at maximum speed.

The fan shall be capable of operating in 'continuous' mode with independent low level and boost settings ranging from 6 l/s up to 60l/s complete with overrun facility ranging from 1-30 minutes. The fan shall incorporate a switch to enable the fan to operate as an intermittent fan with settings of 15l/s, 30l/s or 60l/s as required. All in accordance with part 'L' of the 2010 building regulations and to meet the specific requirements of all individual applications. 100mm diameter and 125mm diameter spigot options must be available to suit the given mode of operation and the intended application.

The fan shall be suitable for operation without a filter and an easily accessible, removable impeller for ease of cleaning – a fail-safe electrical fan power cut off must be incorporated within the fan cover to ensure safety during any cleaning operation. A facility for an 'optional' washable filter must also be incorporated as an alternative to the described cleaning operation.

The fan shall be one unit suitable for both 230V operation and by a simple conversion by the installer to a 24V DC SELV operation complete with housing for the transformer components. The fan shall also be IPX4 rated.

The fan shall also be capable of boosting the fan speed automatically when the humidity level rises above 50%. This must include 'humidity tracking' such that the boost will gradually increase and decrease in accordance with the rise and fall in humidity levels to enable effective humidity control in the most energy efficient way.

The fan shall also be complete with a 'day-run-monitor' to enable verification of the fan operation over any period of time.

The case shall be made of 100% re-cyclable ABS or PC ABS plastic.

For commissioning purposes the unit shall have a miniature control panel mounted in its fascia hidden behind the front cover facilitated high and low speed adjustment together with run on timer. The front cover shall be removable without the aid of tools. Any adjustments shall be quickly and easily achieved with a standard screwdriver. A control panel shall have status indication lamps behind the grille section.

In addition to the above the fan shall have the following options:-

- Side spigot kit for multi-room operation
- Recess kit
- Window mounting kit

All of the above shall be complete with a 5 year manufacturer's warranty (1 year parts and labour and 4 additional years parts only).