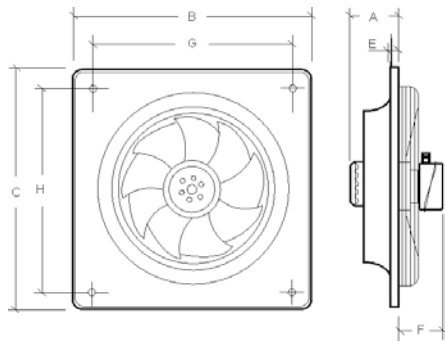




# PLATE FAN - EZ PLATE

Wall mounted plate fan with a single component spun mounting plate, with optional backdraught shutter kit - contact Nuaire for details.



### DIMENSIONS (MM) AND WEIGHT (KG)

MODEL	A	B	C	E	F	G	H	WEIGHT
EZPLATE315-41	78	430	430	11	83.9	380	380	7
EZPLATE350-41	80	485	485	12	60	435	435	8
EZPLATE400-41	98	540	540	12	60	490	490	8
EZPLATE450-41	108.5	575	575	14	60	535	535	17
EZPLATE450-61	108.5	575	575	14	60	535	535	15
EZPLATE500-41	120	655	655	16	61	615	615	21
EZPLATE500-61	120	655	655	16	61	615	615	18
EZPLATE560-41	136	725	725	16	46	675	675	32
EZPLATE560-43	136	725	725	16	46	675	675	25
EZPLATE560-61	136	725	725	16	46	675	675	21
EZPLATE560-63	136	725	725	16	46	675	675	21
EZPLATE630-43	130	805	805	20	66	750	750	44
EZPLATE630-61	130	805	805	16	44	750	750	25
EZPLATE630-63	130	805	805	16	44	750	750	23
EZPLATE710-61	170	850	850	20	20	810	810	35
EZPLATE710-63	170	850	850	20	20	810	810	35
EZPLATE800-63	210	970	970	20	17	910	910	40
EZPLATE800-83	210	970	970	20	17	910	910	80
EZPLATE1000-83	210	1170	1170	11	10	1110	1110	75

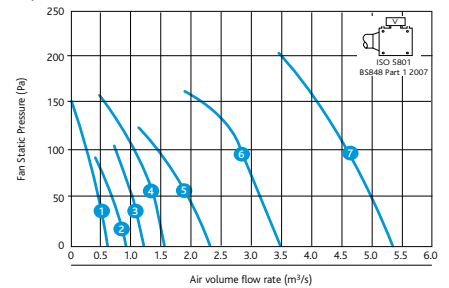
### CODING EZPLATE315-41

EZPLATE 315 - 4 1  
 |        |        |        |  
 1       2       3       4

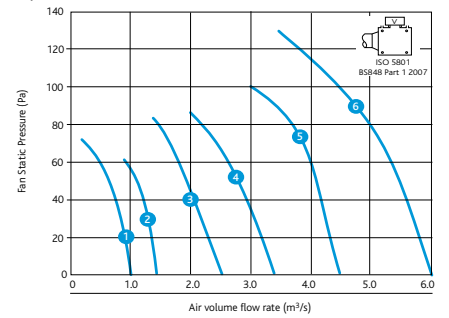
### SAMPLE CODING

1. EZPLATE - EZplate fan range
2. 315 - Fan size
3. 4 - Pole
4. 1 - Electrical phase

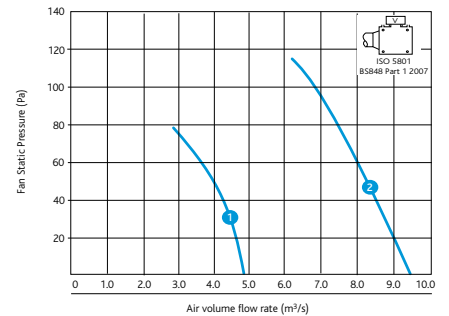
EZplate Axial Fan 4 Pole



EZplate Axial Fan 6 Pole



EZplate Axial Fan 8 Pole



## CONSULTANT SPECIFICATION



### CASING

Manufactured from steel and finished with black polyester powder coat. Fan incorporates inlet side finger guard to BS 848 Part 5.



### MOTOR

Class F insulated motor with 'Heatseeker' thermal protection. Motor to IP54 windings vacuum impregnated giving enhanced protection.



### CERTIFICATION AND OPERATING TEMPERATURE

Ambient temperatures up to a range of 55°C - 70°C dependent on the unit size. Contact Nuaire for details.



### IMPELLER

Advanced sickle blade design manufactured from composite material.



### INSTALLATION

Units are fitted with an integral terminal box and motor side guard (Sizes up to 710mm).



### ANCILLARIES

- Outlet shutter
- Inlet finger guard
- Inverter speed control wall fixing kit
- Electronic speed controls
- Transformer speed control



### APPLICATIONS

#### TYPICAL APPLICATIONS

- Boiler rooms
- Factories & warehouses
- Leisure & sports facilities
- Industrial
- Hospitals
- Hotels
- Commercial kitchens

## TECHNICAL SPECIFICATIONS

					MOTOR CURRENTS										
	CURVE	CODE	PHASE	RPM SPEED	FLC	SC (DOL)	125	250	500	1K	2K	4K	8K	dB(A) @3M	
4 POLE	1	EZPLATE315-41	1	1420	0.76	3.0	67	61	60	59	60	55	47	45	
	2	EZPLATE350-41	1	1400	0.93	3.7	71	67	66	65	64	60	53	50	
	3	EZPLATE400-41	1	1430	1.01	4.0	70	72	67	67	69	65	56	53	
	4	EZPLATE450-41	1	1390	1.1	4.4	78	74	74	70	69	65	57	56	
	5	EZPLATE500-41	1	1290	3.4	7.1	77	76	74	74	75	73	65	60	
	6	EZPLATE560-41	1	1330	6.5	14	81	76	75	75	75	72	66	60	
	6	EZPLATE560-43	3	1280	1.9	6.2	76	75	75	75	75	72	66	60	
6 POLE	7	EZPLATE630-63	3	1360	3.2	14	95	89	86	85	84	82	74	70	
	1	EZPLATE450-61	1	940	0.79	3.16	69	65	65	61	60	56	48	47	
	2	EZPLATE500-61	1	910	1.35	2.1	70	72	67	67	69	65	56	53	
	3	EZPLATE560-61	1	910	2.0	4.6	70	72	67	68	68	65	57	53	
	3	EZPLATE560-63	3	880	0.86	1.75	70	72	67	68	68	65	57	53	
	4	EZPLATE630-61	1	880	2.7	14.0	74	78	74	71	73	71	61	58	
	4	EZPLATE630-63	3	880	1.5	3.6	74	78	74	71	73	71	61	58	
	5	EZPLATE710-61	1	850	4.1	8.0	76	83	77	77	77	72	64	62	
8 POLE	5	EZPLATE710-63	3	860	2.2	6.4	76	83	77	77	77	72	64	62	
	6	EZPLATE800-63	3	920	3.3	12.0	82	80	78	78	77	72	63	63	
8 POLE	1	EZPLATE800-83	3	680	1.95	7.8	75	73	71	71	70	65	56	55	
	2	EZPLATE1000-83	6	50	4.2	16.8	90	88	86	82	79	73	64	67	