



AXUS AXC / AXT

Circular Long Cased Contra or Concurrent Rotating (AXC) and Run & Standby (AXT) Axial Flow Fans

Addendum to Document 671220

1.0 INTRODUCTION

The AXUS range of fans is also available in a two stage fan configuration allowing for contra, concurrent or Run & Standby operations. Contra or concurrent rotating set simply mean that both fans are installed end to end to run simultaneously in order to meet a specific design performance requirement. Similarly with the Run & Standby fans means that both fans are installed end to end and run alternately to meet a specific air volume flow rate and pressure.

All the conditions, advice and guidance given in the AXUS I&M 671220 and the ATEX guide 671213 strictly apply with the additional provisions.

Figure 1. Contra - Opposite direction of rotation.

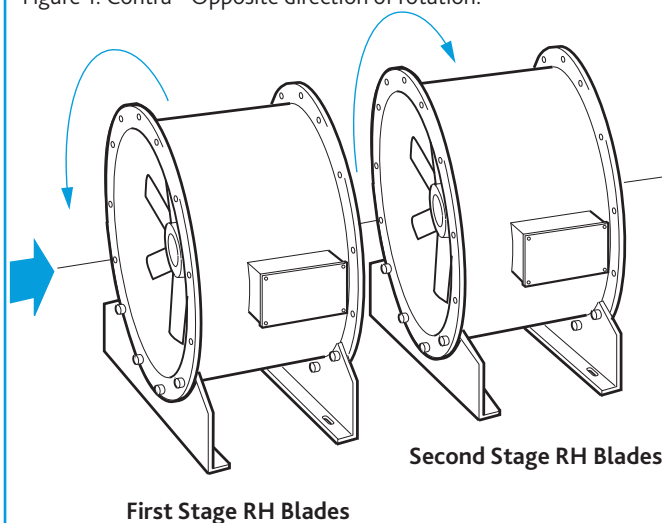
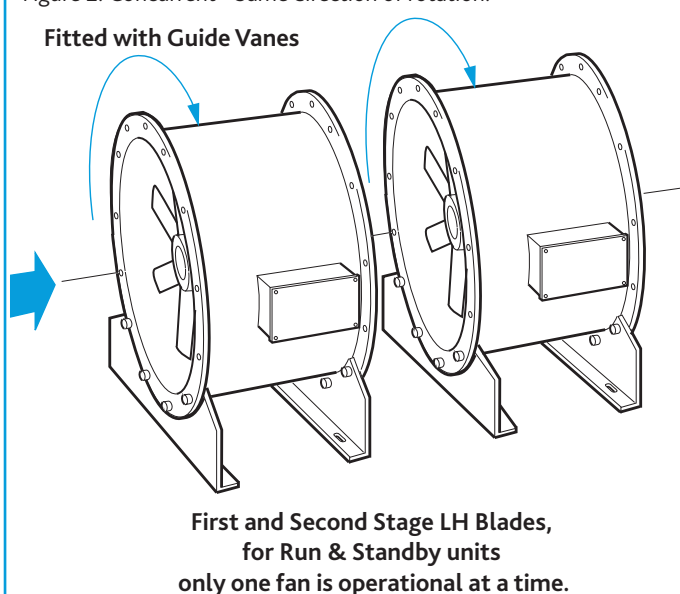


Figure 2. Concurrent - Same direction of rotation.



2.0 HANDLING

The fan impeller is carefully balanced and centralised in the fan case, it is therefore essential that great care is exercised when handling the unit. Never pass lifting slings through the impeller, check the weight on the rating plate details before attempting to lift and always use a spreader as shown.

Figure 3. Correct method of lifting.

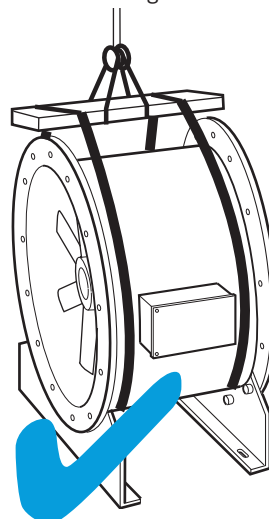


Figure 4. Incorrect method of lifting can cause case distortion.

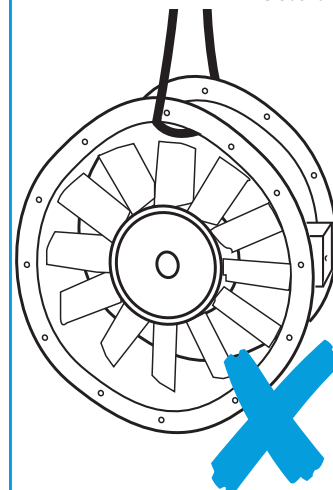
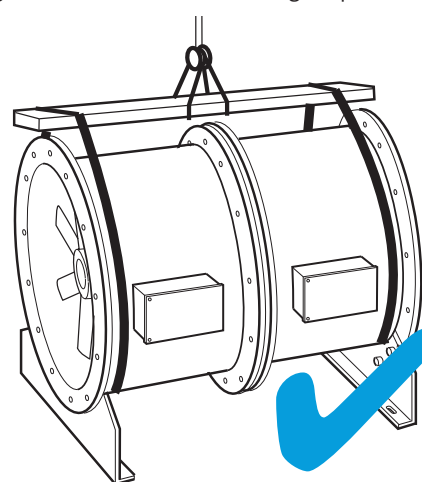


Figure 5. Correct method of lifting coupled fan..



3.0 ADDITIONAL POINTS TO OBSERVE:

1. If the unit is disassembled at any time it is critical that it is reassembled in the correct orientation. Ensure the first stage fan is positioned in front of the second stage in relation to direction of airflow.
2. Where anti vibration mounts are installed ensure they are sized to accommodate the total weight of both fans and any ancillary e.g. attenuators etc.
3. For standard units connect to the external termination boxes and follow the guidance given in (document number 671220).
4. For units with explosion proof motors also refer to the guidance notes on ATEX compliant fans (document number 671216).
5. Ensure each fan is rotating in the correct direction of rotation.