



ES-VF Volt Free Relay Box Installation Guide

CE The EMC Directive 2014/30/EU
The Low Voltage Directive 2014/35/EU



ES-VF Volt Free Relay Box

This relay box has been designed to be compatible with the ECOSMART system. The unit is supplied with a pre-plugged IO-metre length of communications cable. Longer lengths are available if required. The unit operates with safe extra low voltage (SELV) with power supplied from the fan unit via the communications (data) cable.

Data cable installation

Do not run the data cable in the same conduit as the mains cables and ensure that there is a 50mm separation between the data cable and other cables. The maximum cable run between any two devices is 300m when it is installed in accordance to the instructions.

Installation

Remove the plastic cover and mark through the fixing hole positions onto the mounting surface. Drill and secure the unit using appropriate wallplugs, screws etc.

Select the operating mode of the unit by setting the DIL switch.

Maintenance

The unit does not require any maintenance. However, for optimum performance, it is advisable to remove any accumulated dust with a low power vacuum cleaner.

NOTE: Installation and Maintenance of the equipment must be as directed in the instructions provided with the unit.

Warranty

The 5 year warranty starts from the day of delivery and includes parts and labour for the first year. The remaining 4 years covers replacement parts only.

This warranty is void if the equipment is modified without authorisation, is incorrectly applied, misused, disassembled, or not installed, commissioned and maintained in accordance with the details contained in this manual and general good practice.

Figure 1.
Volt Free Contacts and connections.

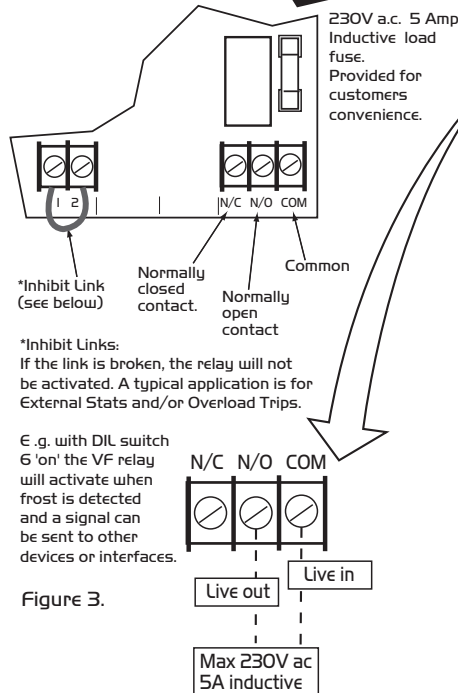


Figure 3.

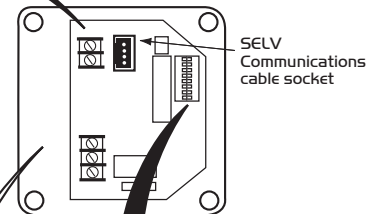
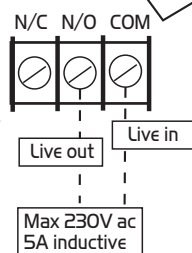
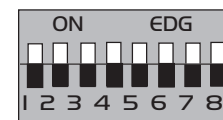


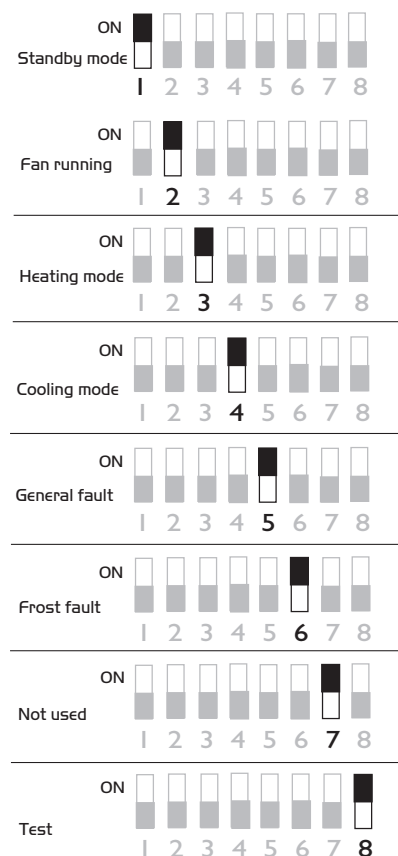
Figure 2.



DIL switches OFF = No response

DIL Switch settings

Relay is active on the action below



NOTE: If more than one DIL switch is in the 'ON' position, the relay will activate if any of the selected conditions applies. Relay ON if switch is selected

The labour element of the warranty is subject to full, free and safe access to the equipment as recommended by CDM regulations.

The product warranty applies to the UK mainland and in accordance with Clause 14 of our Conditions of Sale. Customers purchasing from outside of the UK should contact Nuair International Sales office for further details.

After Sales Enquiries

For technical assistance or further product information, including spare parts and replacement components, please contact the After Sales Department.

Telephone 02920 858 400

Technical or commercial considerations may, from time to time, make it necessary to alter the design, performance and dimensions of equipment and the right is reserved to make such changes without prior notice.